

Macroeconomic Situation

Oleg Ustenko, Edilberto Segura, Olena Kramarska

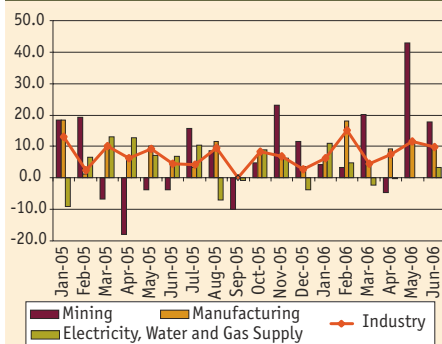
Summary

- In June, the growth of Bulgaria's real sector was driven by the expanding industrial sector, whose sales grew by 9.8% year-over-year (yoy), and retail trade, which surged by 12.6% yoy.
- The consolidated budget surplus continued to show positive dynamics and increased in the first half of the year (H1) by 25% yoy, which is equivalent to 3.1% of projected full-year GDP.
- Annual consumer inflation showed some deceleration from 8.2% yoy in June to 7.6% yoy in July.
- Although the trade deficit still remains a significant risk factor for further deepening of the current account (CA) deficit, there was a positive development in June. During the month, the CA deficit grew by only EUR 63.2 million compared with EUR 278.5 million in May, which led to a narrowing of the existing gap. Moreover, the existing net inflow of FDI is able to cover 77.8% of the CA deficit.
- The new Presidential election was scheduled by the Bulgarian Parliament for October 22nd of this year.

Economic Growth

In June, Bulgaria's real sector continued to demonstrate positive developments. Despite some slowdown in the rate of growth of industrial sector sales, the expansion of the real sector still remains significant. During the month, industrial sector sales surged by 9.8% yoy, which is a little lower compared with 11.5% yoy demonstrated in May. However, because industrial output in June grew by 4.9% yoy and sales growth usually has a certain lag, it could be expected that the July indices for sales in this sector will continue to show positive dynamics.

Economic Growth by Sectors in 2005–2006, % yoy



Source: Bulgarian National Statistical Institute

Within the domestic industry the fastest growth was post in the mining sector. In June, it surged by a strong 17.8% yoy. Despite such a significant growth, it is still lower than the performance posted by this sector in the previous month, when it jumped by a record high 43% yoy. The main drivers of mining sector growth are growing prices for extracting products, specifically for metal ores, and increasing demand for metals on the side of manufac-

turing. Since the market demand for extracting products still remains high, the current upward trend in the mining sector should continue in the coming months.

In June, Bulgarian manufacturing posted a strong growth of 10.0% yoy, which demonstrates some slowdown compared with the previous month's performance when it surged by a significant 11.8% yoy. As in the previous month, the growth leaders remain the same. Office machinery producers posted a growth of 95.6% yoy up from 85.0% yoy in May; transport equipment grew by 42% yoy; metal production surged by 33.5% yoy. On the opposite side, the deepest decline was posted by TV and radio manufacturers, whose sales shrunk by 33.6% yoy in June compared with a 31.7% yoy decline in the previous month.

The seasonal adjustment in consumption of electricity, water and gas, along with growing prices for utilities, led to some additional growth in sales in

**Consolidated Fiscal Program
in January–June 2006**

	EUR million	Change, % yoy
Revenue	4,898.2	8.3 %
Tax	3,968.6	12%
Non-tax	827.9	-4.5%
Grants	101.6	-8.5%
Expenditures	4,178.6	6%
Public Wages, insurance	641.7	54%
Social and Health Insurance Contribution	205.6	37.4%
Social Expenditure	1,732.1	14.2%
Capital Expenditure	372.2	-6.8%
Other	1227	-16%
Balance	719.6	25%

Source: Bulgarian Ministry of Finance

the utility sector. In June, it grew by 3.5% yoy up from 0.1% yoy in the previous month. The strongest growth within the utility sector was posted by the water distribution companies, surging at a rate of 5.4% yoy.

In June, retail trade was on an upward trend and posted 12.6% yoy growth. On the other side, wholesale trade increased relatively little and posted 3.2% yoy growth. The significant disproportion in the rates reflects the on-going structural changes in the country's trade sector and its reorientation towards a retail market.

Fiscal Policy

In January-June, the consolidated budget surplus increased, rising at a slightly accelerated rate as compared to the posted rate of growth in January-May. In H1, the budget surplus reached Lev 1.4 billion (EUR 719.6 million). During the period, its growth rate accelerated to 25% yoy up from 24% yoy in Jan-

uary-May, which can be translated into 3.1% of projected full-year GDP compared with 2.7% posted in the previous month.

There was some slowdown in the rate of growth of revenues. In January-June, budget revenues grew at a rate of 8.3% yoy, which is 1.5 percentage points (pps) lower than in January-May and reached Lev 9.6 billion (EUR 4.9 billion). The greatest contribution to revenue growth came from taxes, which increased by 12% yoy, reaching Lev 7.8 billion (EUR 3.9 billion). Moreover, taxes were the only component of the budget revenues that demonstrated steady growth. Non-tax revenues and grants dropped by 4.5% yoy and 8.5% yoy respectively, constituting Lev 1.6 billion (827 EUR million) and Lev 199 million (101.6 EUR million). When compared to January-May, non-tax revenues demonstrated a slight improvement, increasing by 0.6 pps, while grants decreased by more than 50%.

Similar to revenues, expenditures demonstrated some deceleration in their rate of growth after a slight rebound in the previous period. In H1, expenditures grew by 6% yoy, slowing by 1.8 pps in January-May, and reached Lev 8.1 billion (EUR 4.2 billion). This was due to deceleration in the rate of growth of their major contributors, in particular social expenditures and maintenance, which is included in the expenditure item "other". Social expenditures grew by 14.2% yoy down from 15.7% yoy in January-May, and maintenance dropped by 22.1% yoy, down from a drop of 20% yoy. On a negative note, there was a decrease in the rate of growth of capital expenditures, which dropped by 6.8% yoy during the period after a significant rebound in January-May. At the same time, the weight of this component remained unchanged at around 9% of total expenditures. Public wages and insurance as well as social and health insurance contributions, on the contrary, were growing at a steady rate of 54% yoy and 37% yoy respectively and reached Lev 1.3 billion (EUR 641.7 million) and Lev 402 million (EUR 205.6 million).

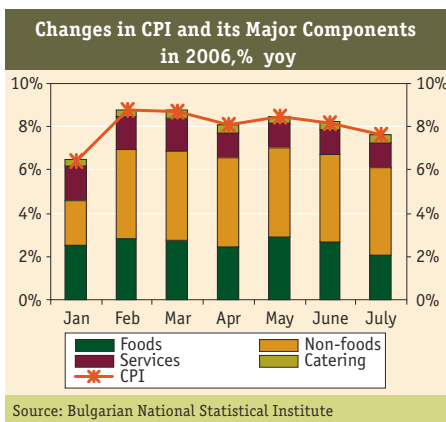
In July, the Bulgarian Government approved a draft law that calls for 50% of future privatization receipts and 10% of the central government budget surplus to be used for the formation of a pension system reserve fund. The formation of the fund is in line with the budget law for this year and the fund itself is to be considered a part of the government fiscal reserves at the central bank.

In January-June, the government continued to demonstrate sound debt management. The total amount of public and publicly guaranteed debt has declined by EUR 14.7 million since May and constitutes EUR 6.39 billion, which is 27.4 % of GDP. The stock of domestic debt increased by 0.64% month-over-month (mom), reaching EUR 1.55 billion. External debt, on the contrary, continued to decline during the period, dropping by 0.5% mom and constituting EUR 4.845 billion.

The share of US dollar-denominated debt increased slightly to 21.7% up from 21.4% in May. At the same time, shares of Euro and debt denominated in other currencies decreased to 51.8% and 26.5% respectively. The structure of external debt by type of creditor has not experienced any major changes during the period. The IMF, World Bank and European Union remain the largest lenders to the Bulgarian economy. Their shares in the country's total external debt stock constituted 16.6%, 6.54% and 5.3% respectively.

Monetary Sector

In July, the consumer prices index (CPI) continued to decelerate and posted 7.6% yoy growth as compared



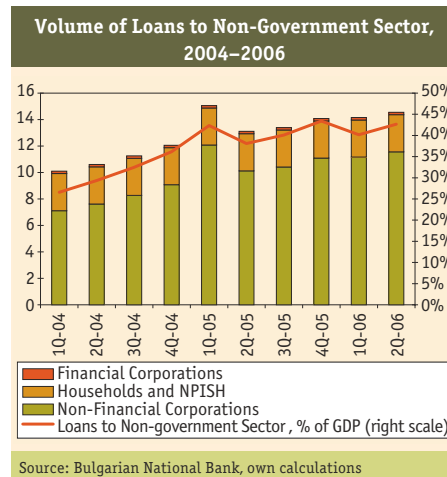
to 8.2% yoy in June and 8.5% yoy in May. As in the previous month, the major reason for the inflation slowdown was food prices, whose growth rate decelerated to 5.5 % yoy in July down from 7.2 % yoy in June. Another major component of CPI, non-foods, demonstrated a slight rebound in growth after some slowdown in the previous month. In July, prices of non-foods grew by 13.5% yoy as compared to 13.4% yoy in June, contributing 4.05 pps to overall CPI growth. Services rates grew by 4.1% yoy, demonstrating steady growth fourth months in a row. The good summer harvest and disinflation developments on agricultural and food markets are expected to contribute further to deceleration of CPI growth rate through the end of the year.

The producer price index (PPI) of industrial goods traded on domestic markets grew by 10.9% yoy in June, decelerating by 0.5 pps from the previous month. The major drivers of the PPI growth were mining of metal ores and manufacturing of basic metals sectors, where prices grew by 116.2% yoy and 29.6% yoy respectively. Taking into account that Bulgaria is a large net exporter of metals, these price hikes are favourable for the country. Broader PPI continued to rise in June, growing at a rate of 9.9 % yoy up from 9.7 % yoy in May.

Money supply (M3) posted a 21% yoy rate of growth in June as compared to 19% yoy in May, and

reached Lev 27.5 billion. The M1 component of money supply grew at a slower annual rate than in the previous month, mainly due to some deceleration in the rate of growth of overnight deposits. Their growth rate in June was 25.7%, which is 3.62 pps lower than in May. The M2 component of money supply, on the contrary, grew at an accelerated rate of 21.0% yoy up from 18.4% yoy in May, due to acceleration in the rate of growth of quasi-money. The share of national and foreign currencies in the money supply remained almost unchanged with 63% of money supply being in Lev and 37% in foreign currencies.

In July, the Bulgarian national Bank raised the nominal base interest rate to 2.59% per annum (p.a.) after a slight reduction to 2.56% in June.

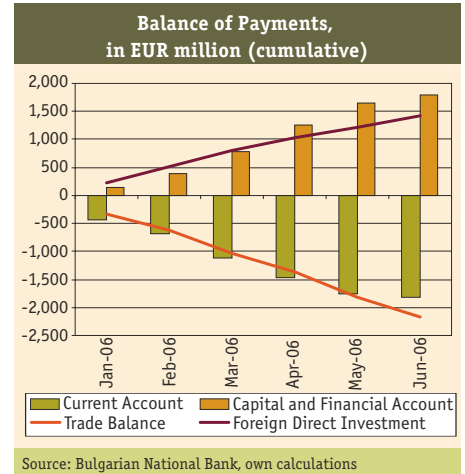


The stock of bank loans to the non-government sector accelerated in June, growing by 22.9% yoy as compared to 16.8% in May and reaching Lev 19.6 billion. The shares of non-government sector players in the total loan portfolio did not experience any significant changes since May. The share of non-financial corporations was 58.9%, and households hold 40.2% of loans. As a percentage of GDP, the stock of loans remained at a high level, rising to 43% in June, up from 40% in May.

International Trade and Capital

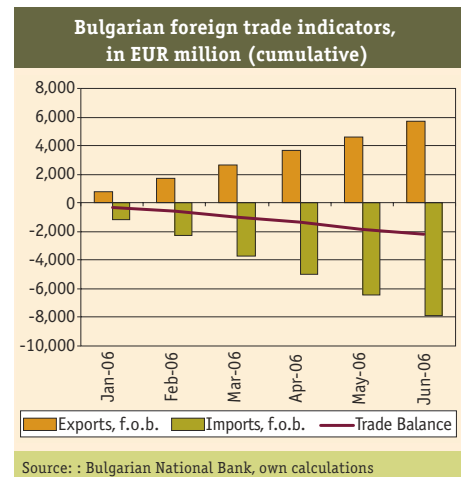
In January-June, the Bulgarian trade deficit continued to widen. During the period, it surged by 19.3% yoy and reached EUR 2.17 billion, which can be translated into 9% of the country's period GDP. In June alone, the trade gap increased by EUR 351.4 million. The main driving force of the trade gap expanding is a hike in energy prices. Although fast growth in the trade deficit still remains a significant risk factor, the faster rate of export growth compared to imports sends positive signals that further deterioration of the trade balance will be slightly limited. During the period, exports surged by 29.9% yoy, while imports grew by 26.8% yoy. This is the

second month in a row when exports posted a faster pace of growth than imports.



In January-June, exports increased by 29.9% yoy and reached EUR 5.50 billion. The product composition of Bulgarian exports suggests that 43.3% of its total value is presented by raw materials. Moreover, 20.6% is exports of metals. A significant share of metals in exports along with growing prices for them positively affects Bulgarian exporters and should positively influence the country's economy.

On the import side, the upward trend has continued. In January-June, imports increased by 26.8% yoy down from 29.5% yoy in January-May and reached EUR 7.87 billion. On a positive note, more than a quarter of Bulgarian imports consist of investment goods. Moreover, 8.7% of the country's imports are machines and equipment, which should create a solid basis for future development in Bulgaria's real sector.



In January-June, the CA deficit increased by 63% yoy and reached EUR 1.82 billion compared with EUR 1.175 billion in January-May. The existing CA deficit can be translated into 7.6% of the country's period GDP. In June alone, the CA widened by EUR 63.2 mil-

Headquarters

123 N. Post Oak Ln., Suite 410
Houston, TX 77024 USA
Tel: (1-713) 621-3111 Fax: (1-713) 621-4666
E-mail: sbleyzer@sigmableyzer.com

Where Opportunities Emerge.

Sofia Office, Bulgaria

10, Dimitar Manov Str., 5th floor,
Sofia, 1408
Tel: (359-2) 953 15 85 Fax: (359-2) 953 19 89
E-mail: office@bg.sigmableyzer.com

lion compared with EUR 278.5 million in May and EUR 356.1 million in April. The positive tendency demonstrated by the CA leads to a narrowing of the existing gap and consequently, to a reduction of risks associated with the CA deficit.

In January-June, the net inflow of FDI reached EUR 1.41 billion, which demonstrates an increase of 86% yoy. The existing net inflow of FDI is able to cover 77.8% of the CA deficit compared with 69.3% in May, and 69.2% in April. The significant amount of FDI allows the BNB to keep foreign exchange reserves at a reasonable level of 5 months of the country's imports.

International Programs

In August, the IMF finalized the third and last review of the implementation of Bulgaria's economic program under the precautionary stand-by arrangement. The arrangement was approved in August 2004 and envisioned financing in the amount of \$148 million. The IMF Board gave a positive evaluation of the reforms conducted in the country. However, they indicated that further efforts are needed for the country to be able to receive full economic benefit from EU membership and experience faster convergence of living standards to the levels of EU member states.

In an August meeting between representatives of the World Bank (WB) and the Bulgarian Government, the WB expressed its appreciation for the good management of funds and effective implementation of projects by the Bulgarian government. The WB emphasized the progress made in Revenue Administration Reform, Wetlands Restoration and Registration and Cadastre. In addition, the World

Bank reviewed the Country Partnership Strategy for future operations and analytical and advisory work that covers 2006-2009, which was approved on June 13th.

In July, the management board of the EBRD approved new credit lines of EUR 10 million for Bulgaria's second largest bank, Bulbank. In addition to that, EUR 20 million will be directed to the fifth largest Raiffeisenbank. Both credit lines will be used as a part of the energy efficiency program managed by the EBRD. Since the launch of the programme in 2004, the EBRD already arranged credit lines to support implementation of energy efficiency projects in the country with several local banks. The total amount of the arranged funds exceeds EUR 100 million.

A consortium of Bank Austria Creditanstalt and Dexia Bank will launch a program aimed at helping the Bulgarian efficiency service companies (ESCOs) to upgrade facilities and reduce energy costs of their customers. The project envisages allocation of EUR 10 million for renovating 56 hospitals, universities and schools and involvement into the project of 4 ESCOs, which will be responsible for project implementation. The corresponding memorandum was signed in August. A number of companies from several EU member states have already expressed their interest to participate in the implementation of such programs in Bulgaria.

Other Developments and Reforms Affecting the Investment Climate

The Bulgarian Parliament scheduled the new presidential election for October 22nd. The newly elected

President will take a 5-year mandate starting January 22, 2007. If after the October 22nd elections, no candidate receives more than 50% of the votes, the second round will be conducted on October 29th. Although not all candidates are officially nominated yet, it could be expected that incumbent President Georgi Parvanov will be running for a second term.

The Bulgarian State Employment Agency reported that unemployment was on a downward trend. In July, it fell to 8.96% compared with 9.18% in the previous month. This represents significant improvements in job creation. In addition, the nominal monthly average gross wage surged by 9.9% yoy in Q2 and reached Lev 345 (EUR 176).

In July, the market capitalization of companies traded on the Bulgarian Stock Exchange (BSE) reached EUR 5.1 billion, which represents 17% growth compared with the same period of the previous year. As reported by the BSE, more than a quarter of the market capitalization reflects foreign stockholding positions.

In August, the Bulgarian Mine and Geological Chamber announced that around 400 mining and exploration projects, which are currently losing around EUR 10.2 million from related concession and licensing fees, will be stopped. Currently, the annual domestic mining industry turnover is more than EUR 1 billion, with a total number of employees of around 30 thousand workers. Due to the importance of these projects, the Chamber insists on the introduction of a special program aimed to support the country's mining sector development.

Headquarters

123 N. Post Oak Ln., Suite 410
Houston, TX 77024 USA
Tel: (1-713) 621-3111 Fax: (1-713) 621-4666
E-mail: sbleyzer@sigmableyzer.com

Where Opportunities Emerge.

Sofia Office, Bulgaria

10, Dimitar Manov Str., 5th floor,
Sofia, 1408
Tel: (359-2) 953 15 85 Fax: (359-2) 953 19 89
E-mail: office@bg.sigmableyzer.com